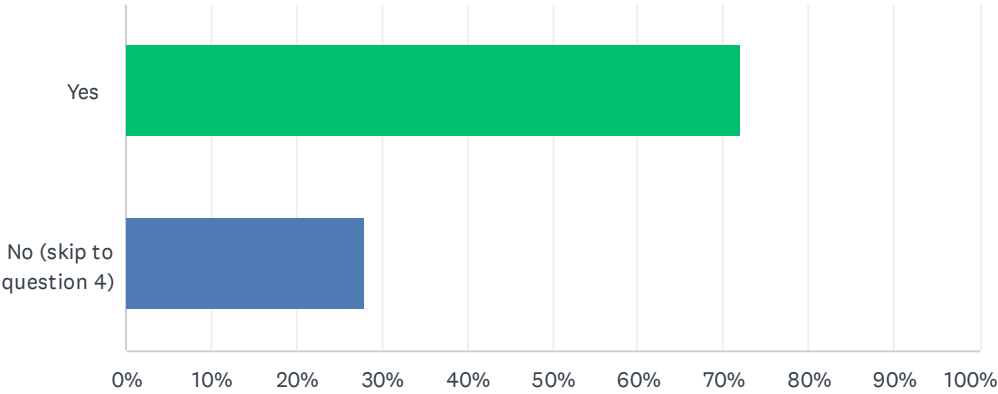


Q1 Did you know who your faculty advisor was? (This is not a staff member in the Navigator Center)

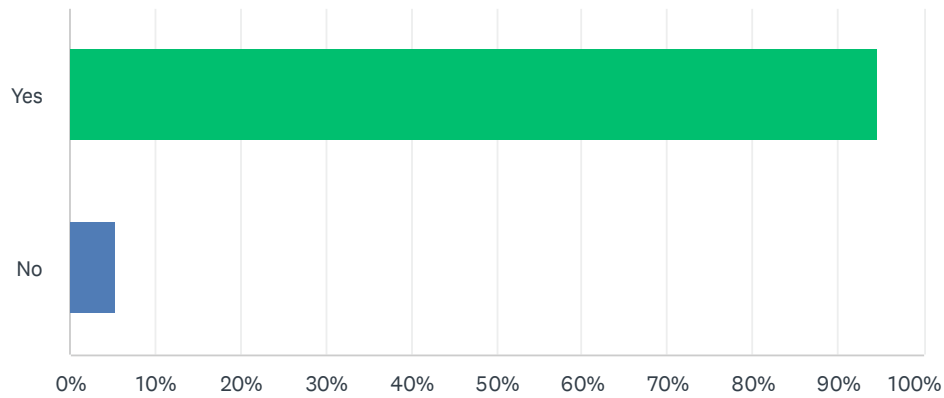
Answered: 25    Skipped: 0



ANSWER CHOICES		RESPONSES	
Yes		72.00%	18
No (skip to question 4)		28.00%	7
TOTAL			25

## Q2 If yes, were you comfortable contacting them?

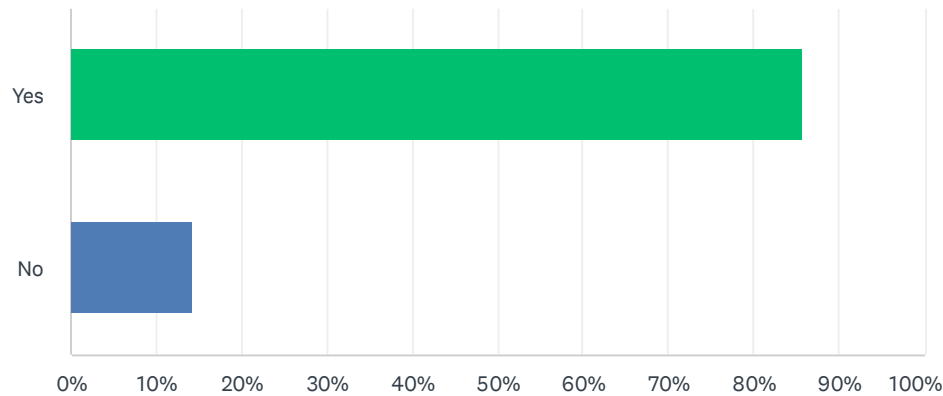
Answered: 19 Skipped: 6



ANSWER CHOICES	RESPONSES	
Yes	94.74%	18
No	5.26%	1
TOTAL		19

Q3 Did you feel confident choosing and registering for your own classes?

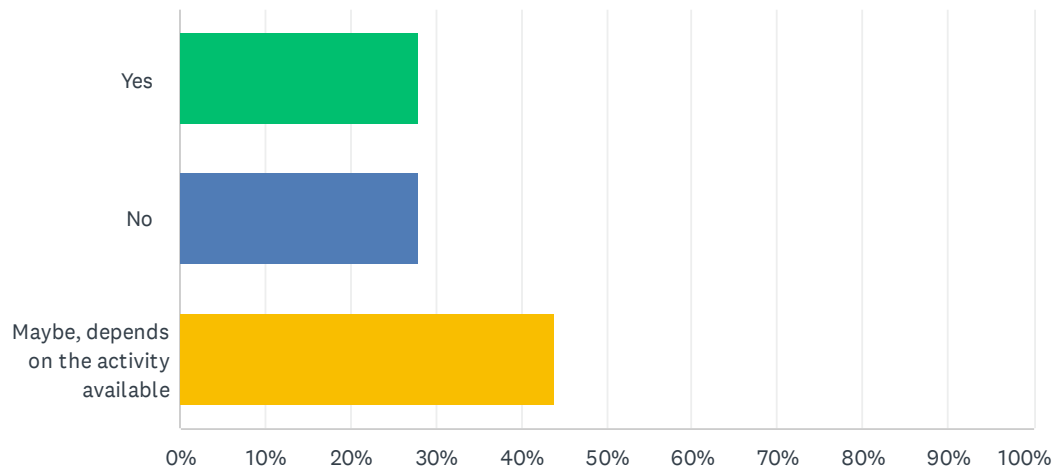
Answered: 21    Skipped: 4



ANSWER CHOICES	RESPONSES	
Yes	85.71%	18
No	14.29%	3
TOTAL		21

## Q4 Would you have utilized an activity hour during the day when no classes were scheduled in order to study and/or participate in college activities?

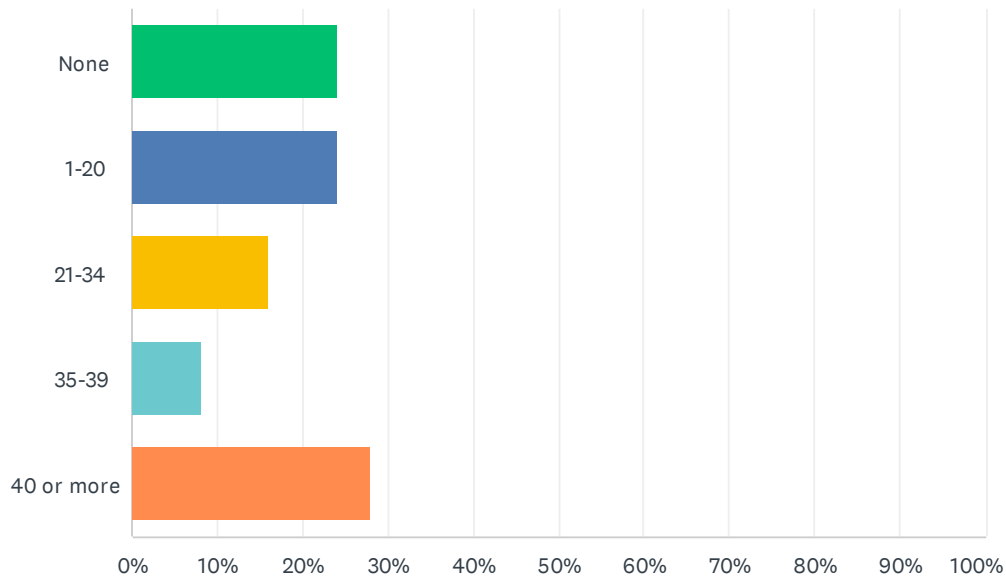
Answered: 25 Skipped: 0



ANSWER CHOICES	RESPONSES	
Yes	28.00%	7
No	28.00%	7
Maybe, depends on the activity available	44.00%	11
TOTAL		25

## Q5 How many hours are you employed each week?

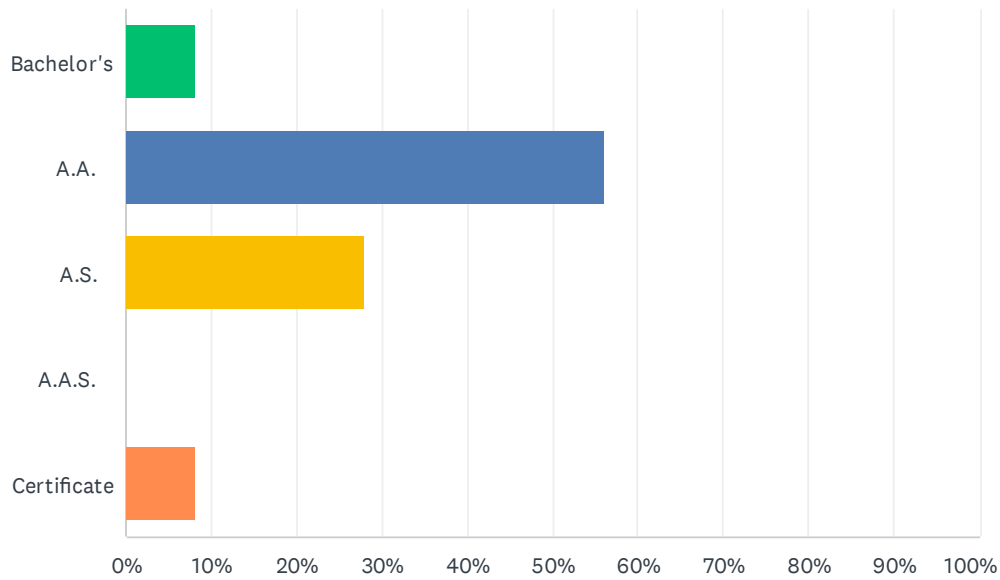
Answered: 25 Skipped: 0



ANSWER CHOICES	RESPONSES	
None	24.00%	6
1-20	24.00%	6
21-34	16.00%	4
35-39	8.00%	2
40 or more	28.00%	7
TOTAL		25

## Q6 What credential are you receiving?

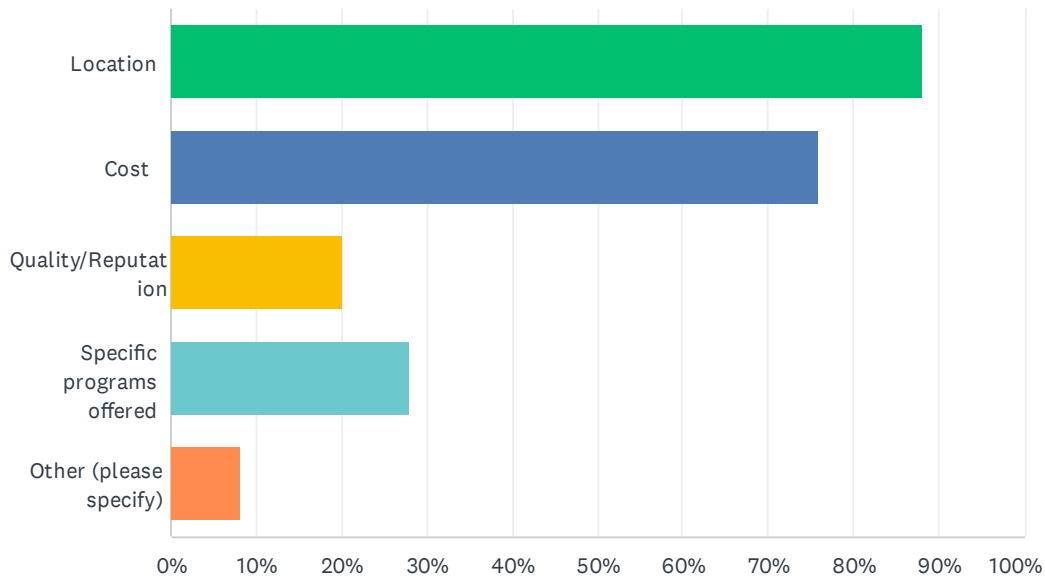
Answered: 25 Skipped: 0



ANSWER CHOICES		RESPONSES	
Bachelor's		8.00%	2
A.A.		56.00%	14
A.S.		28.00%	7
A.A.S.		0.00%	0
Certificate		8.00%	2
TOTAL			25

## Q7 Why did you choose to attend GCSC? (Mark all that apply.)

Answered: 25   Skipped: 0

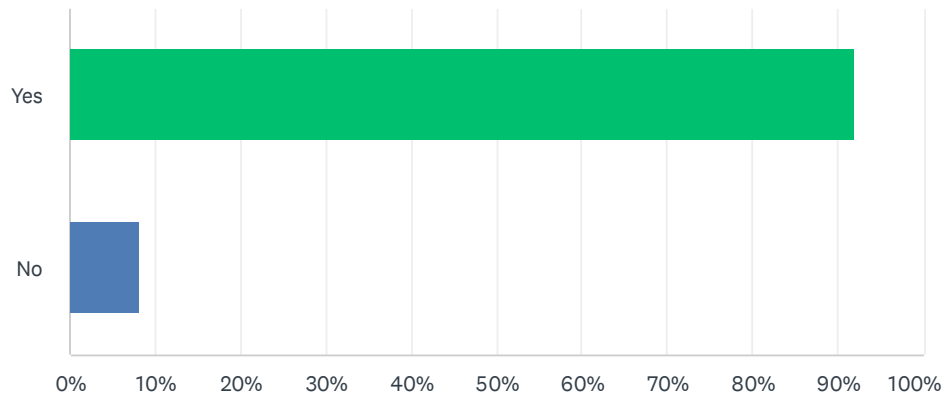


ANSWER CHOICES	RESPONSES	
Location	88.00%	22
Cost	76.00%	19
Quality/Reputation	20.00%	5
Specific programs offered	28.00%	7
Other (please specify)	8.00%	2
Total Respondents: 25		

#	OTHER (PLEASE SPECIFY)	DATE
1	chosen by my employer	5/12/2025 7:02 PM
2	Returning student	5/12/2025 9:28 AM

## Q8 Would you recommend GCSC to others?

Answered: 25 Skipped: 0

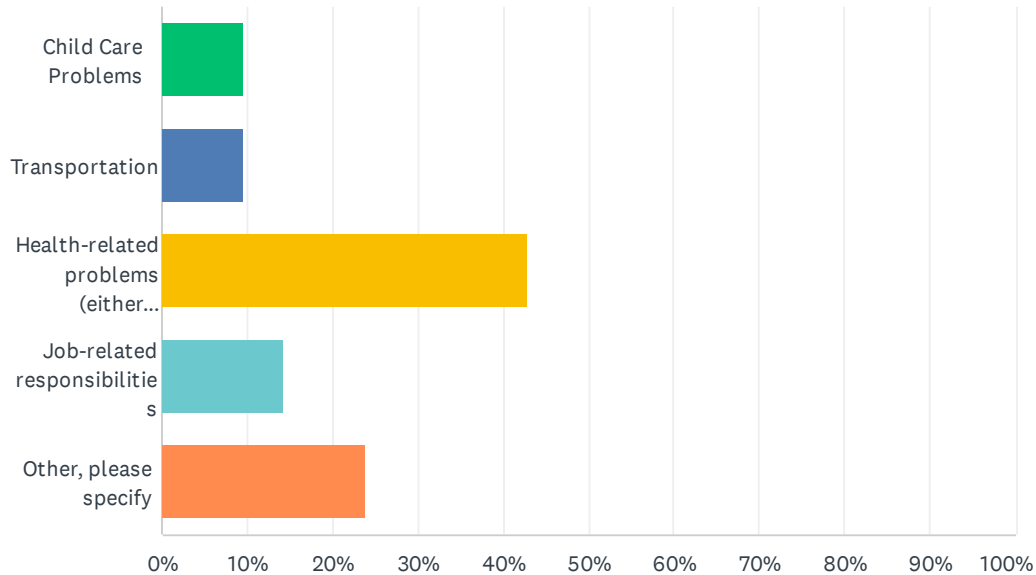


ANSWER CHOICES	RESPONSES	
Yes	92.00%	23
No	8.00%	2
TOTAL		25



## Q9 What has been the biggest non-academic challenge for missing classes?

Answered: 21 Skipped: 4

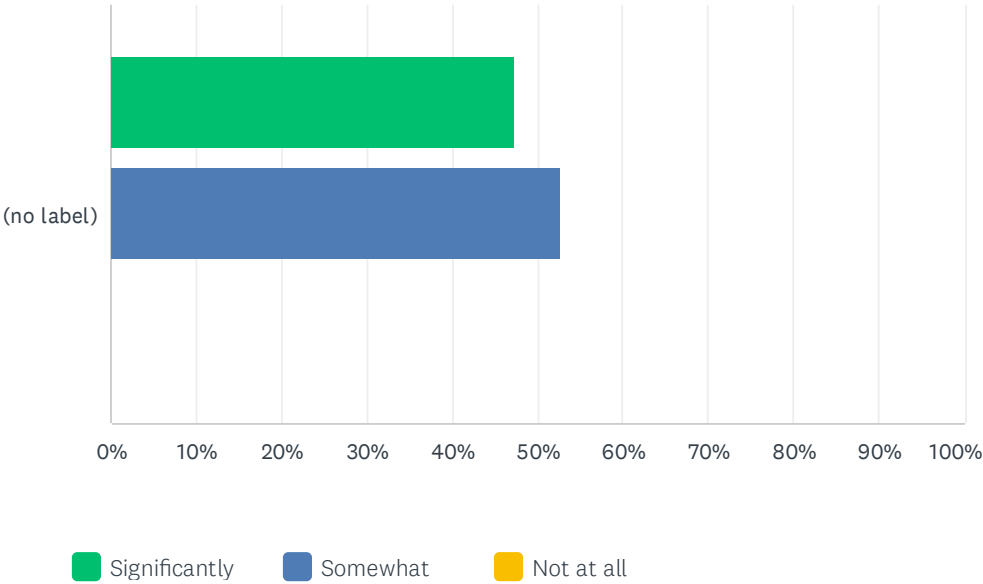


ANSWER CHOICES	RESPONSES	
Child Care Problems	9.52%	2
Transportation	9.52%	2
Health-related problems (either yourself or dependents)	42.86%	9
Job-related responsibilities	14.29%	3
Other, please specify	23.81%	5
<b>TOTAL</b>		<b>21</b>

#	OTHER, PLEASE SPECIFY	DATE
1	Classes not available outside of normal business hours.	5/13/2025 1:22 PM
2	None	5/13/2025 8:07 AM
3	Online classes only so I didn't miss any	5/13/2025 7:41 AM
4	never missed a class	5/12/2025 5:19 PM
5	Family-related responsibilities	5/12/2025 9:07 AM

Q10 If you are graduating with a workforce certificate/degree, how well do you feel GCSC prepared you for employment?

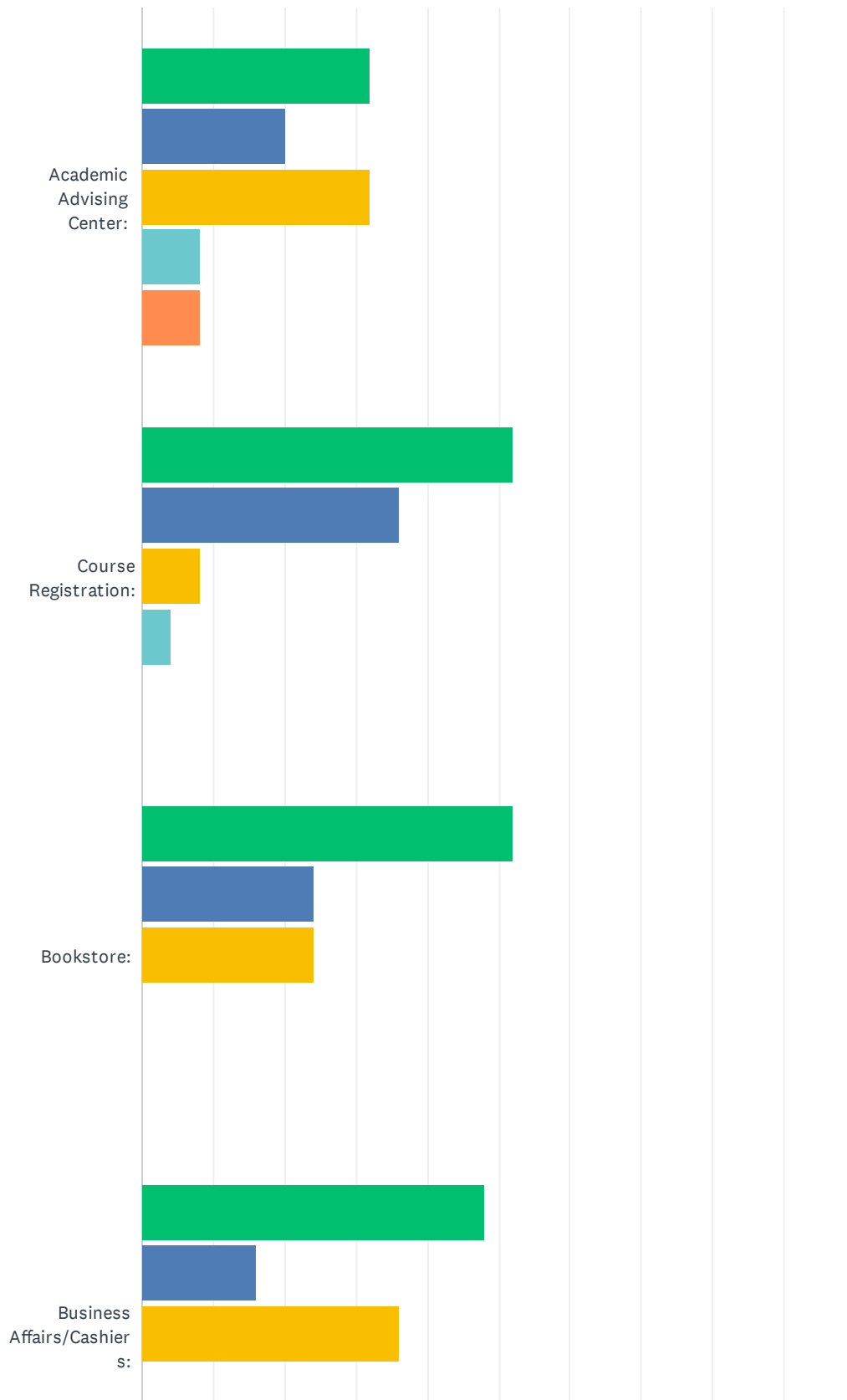
Answered: 19    Skipped: 6

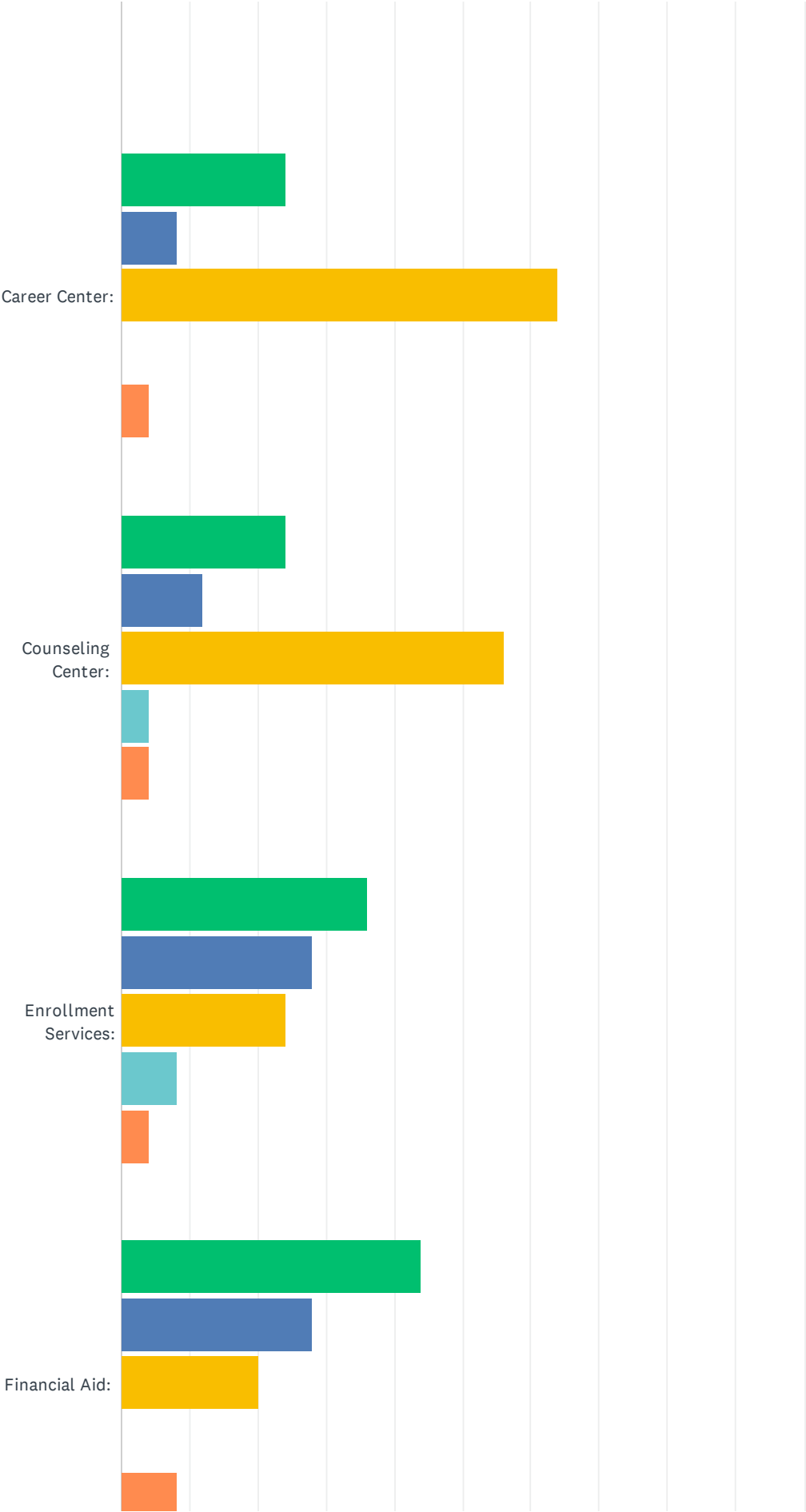


	SIGNIFICANTLY	SOMEWHAT	NOT AT ALL	TOTAL	WEIGHTED AVERAGE
(no label)	47.37% 9	52.63% 10	0.00% 0	19	2.47

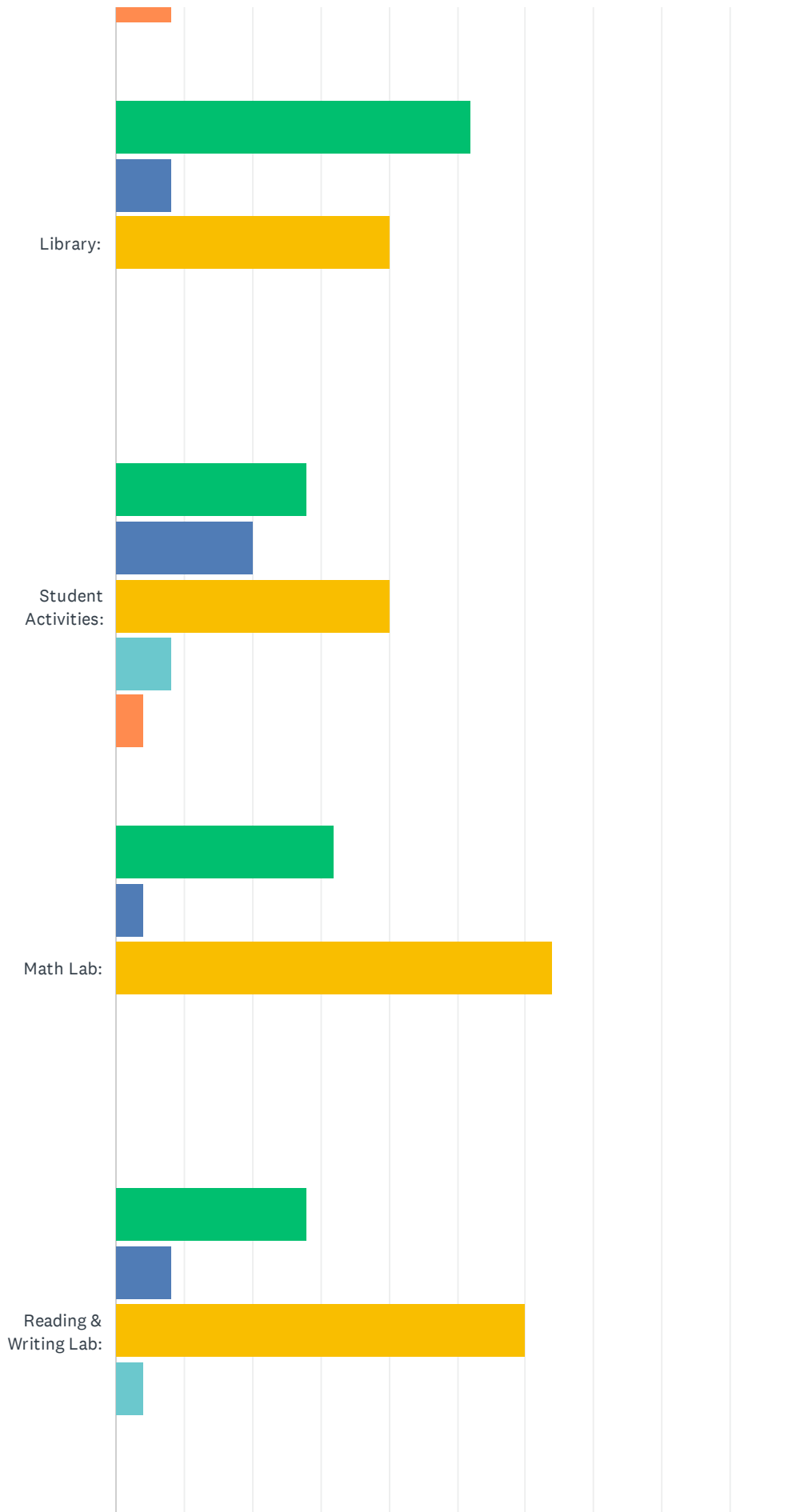
## Q11 Please rate your level of satisfaction in the following areas:

Answered: 25 Skipped: 0

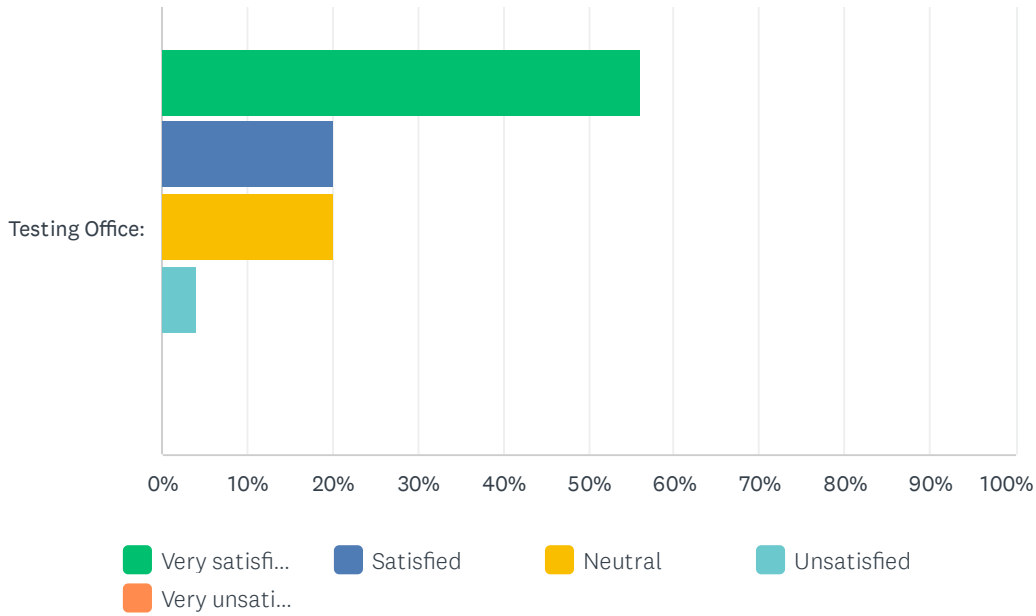




# Student Graduation Survey 2025



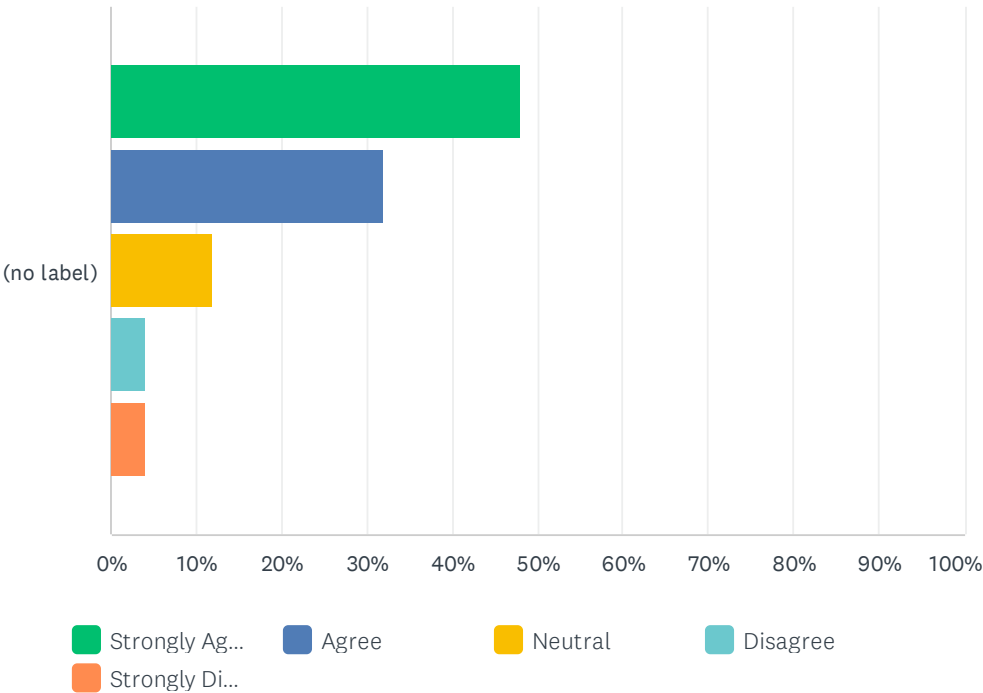
## Student Graduation Survey 2025



	VERY SATISFIED	SATISFIED	NEUTRAL	UNSATISFIED	VERY UNSATISFIED	TOTAL	WEIGHTED AVERAGE
Academic Advising Center:	32.00% 8	20.00% 5	32.00% 8	8.00% 2	8.00% 2	25	3.60
Course Registration:	52.00% 13	36.00% 9	8.00% 2	4.00% 1	0.00% 0	25	4.36
Bookstore:	52.00% 13	24.00% 6	24.00% 6	0.00% 0	0.00% 0	25	4.28
Business Affairs/Cashiers:	48.00% 12	16.00% 4	36.00% 9	0.00% 0	0.00% 0	25	4.12
Career Center:	24.00% 6	8.00% 2	64.00% 16	0.00% 0	4.00% 1	25	3.48
Counseling Center:	24.00% 6	12.00% 3	56.00% 14	4.00% 1	4.00% 1	25	3.48
Enrollment Services:	36.00% 9	28.00% 7	24.00% 6	8.00% 2	4.00% 1	25	3.84
Financial Aid:	44.00% 11	28.00% 7	20.00% 5	0.00% 0	8.00% 2	25	4.00
Library:	52.00% 13	8.00% 2	40.00% 10	0.00% 0	0.00% 0	25	4.12
Student Activities:	28.00% 7	20.00% 5	40.00% 10	8.00% 2	4.00% 1	25	3.60
Math Lab:	32.00% 8	4.00% 1	64.00% 16	0.00% 0	0.00% 0	25	3.68
Reading & Writing Lab:	28.00% 7	8.00% 2	60.00% 15	4.00% 1	0.00% 0	25	3.60
Testing Office:	56.00% 14	20.00% 5	20.00% 5	4.00% 1	0.00% 0	25	4.28

Q12 College faculty/staff cared about me as a person.

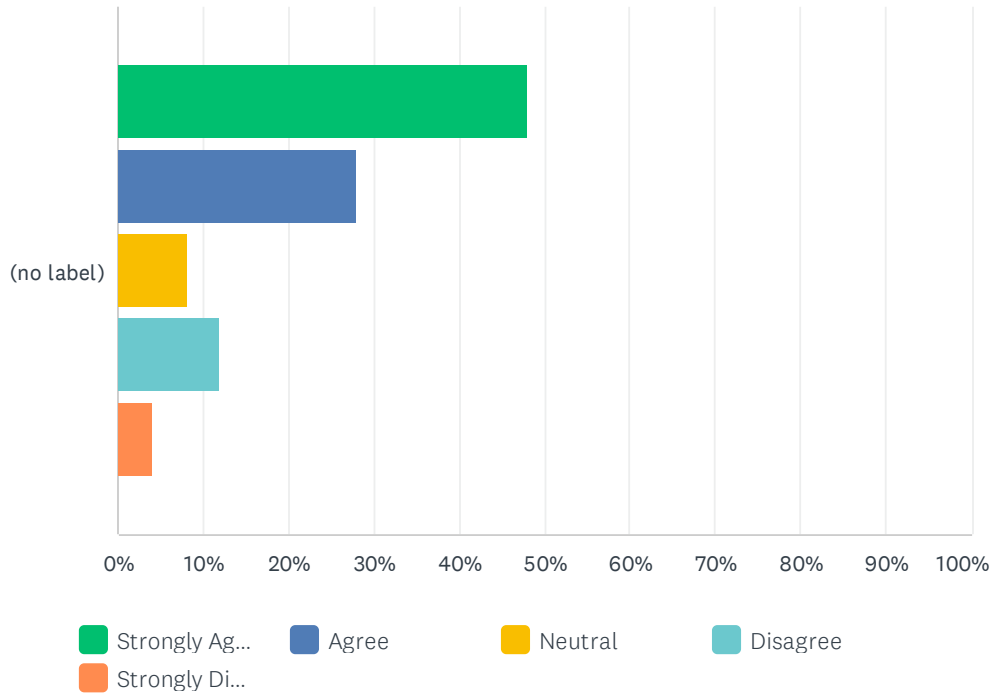
Answered: 25    Skipped: 0



	STRONGLY AGREE	AGREE	NEUTRAL	DISAGREE	STRONGLY DISAGREE	TOTAL	WEIGHTED AVERAGE
(no label)	48.00% 12	32.00% 8	12.00% 3	4.00% 1	4.00% 1	25	4.16

### Q13 Students have adequate access to faculty members in each course of study (i.e., office hours, phone, e-mail).

Answered: 25 Skipped: 0

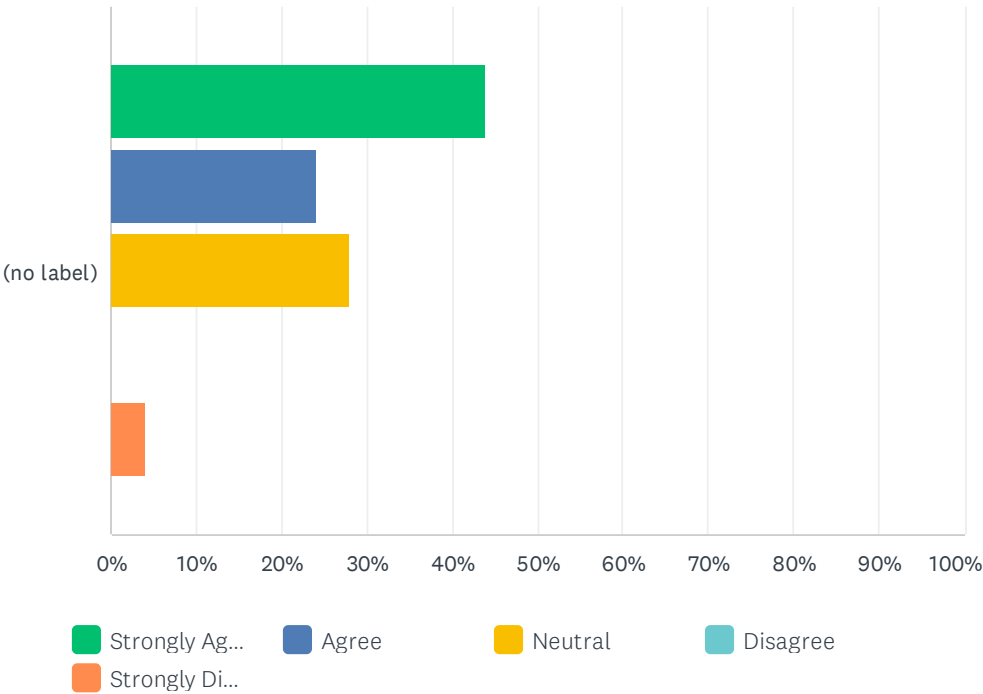


	STRONGLY AGREE	AGREE	NEUTRAL	DISAGREE	STRONGLY DISAGREE	TOTAL	WEIGHTED AVERAGE
(no label)	48.00% 12	28.00% 7	8.00% 2	12.00% 3	4.00% 1	25	4.04



Q14 Buildings and equipment for classrooms, libraries, student activities, cafeteria, and bookstore are adequate to support student learning.

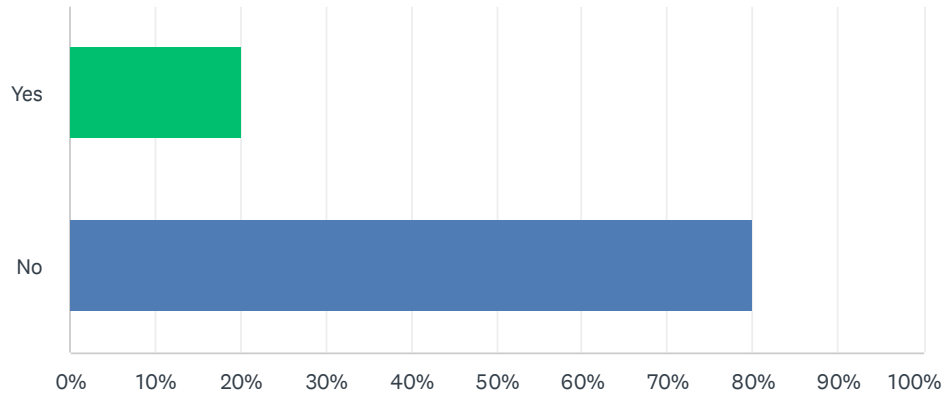
Answered: 25    Skipped: 0



	STRONGLY AGREE	AGREE	NEUTRAL	DISAGREE	STRONGLY DISAGREE	TOTAL	WEIGHTED AVERAGE
(no label)	44.00% 11	24.00% 6	28.00% 7	0.00% 0	4.00% 1	25	4.04

## Q15 Did the cost of instructional materials affect the number of courses you took each semester?

Answered: 25 Skipped: 0



ANSWER CHOICES	RESPONSES	
Yes	20.00%	5
No	80.00%	20
TOTAL		25